



OUR SUSTAINABILITY JOURNEY

OUR MISSION IS TO CREATE GREAT LIVING PLACES
AND IMPROVE DAILY LIFE, WHILE PRESERVING
THE FUTURE OF ALL

This commitment is driven by our Glass Forever Program,
with the help of all our stakeholders: employees,
customers, partners, suppliers...
From small streams to big rivers, our vision is to stand out
is growing business and to differentiate, while improving
our environmental footprint and increasing our contribution
to people's well-being.



Photo credits:
Saint-Gobain by Maelstrom Studios,
Adobe Stock.

Building Glass
Les Miroirs
18, avenue d'Alsace
92906 La Défense Cedex-France
www.saint-gobain.com

The brands mentioned in this brochure
are trademarks or registered trademarks
of Saint-Gobain.

DARE TO BE CREATIVE
WITH **PLANILAQUE® COLOR-IT**



BUILDING GLASS


SAINT-GOBAIN

PLANILAQUE® COLOR-IT

DARE TO BE CREATIVE WITH SAINT-GOBAIN LACQUERED GLASS

PLANILAQUE® COLOR-IT lacquered glass combines the elegance and depth of glass and the vibrancy of colour, making it ideal for use in interior decoration: furniture, doors, partitions or wall-panelling.

DISCOVER THE 2019 NEW RANGE OF 26 COLOURS.

The new collection is organized around five living style palette to make choice easier.


Our 2019 colour palette highlights the latest on-trend Sage green, Clay green, Cedar green and Baltic blue colours.




MINIMALIST CHIC
mid tone colours




NATURE
pastel colours




COCOON
warm neutrals



URBAN
cool neutrals




LOUNGE
deep colours



MINIMALIST CHIC

the essence of chic
mid tone colours



DL 191
PASTEL WHITE



DL 55
PLUM




NEW

DL 315
SAGE



NEW

DL 314
CLAY GREEN



NEW

DL316
BALTIC BLUE

A harmonious, balanced colour spectrum which is the true essence of minimalist elegance for chic interiors.

Clay green, deep plum, velvety sage and tonal baltic blue, introduce a minimalist and sober palette of mid tone colours.



NATURE

sweetness of life
pastel colours

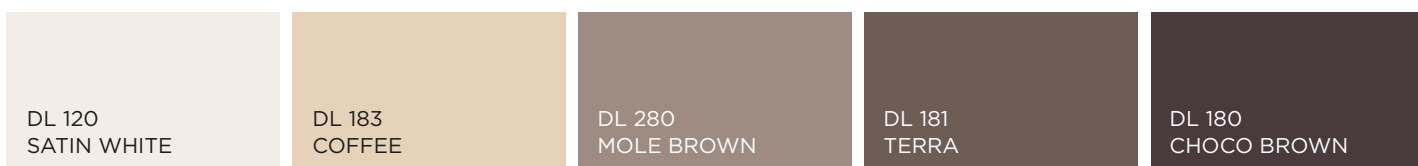


Soft and tender pastels complement Nordic a style interiors with charm and freshness.

Powdered washes of pink, aquamarine, sea green and light blue, give life to a serene and comforting palette that pairs naturally with the shine of glass.

COCOON

well being & simplicity
warm neutrals



Subtle soothing shades for a timeless and understated lasting choice.

Warm whites, ivory, beige and greige complement deep browns in this calming earthy palette inspired by woods.

URBAN

graphic design

cool neutrals



DL 210
ALPINE WHITE

DL 219
METALLIC SILVER

DL 177
PEARL GREY

DL 228
DARK GREY

DL 227
DEEP BLACK

Mineral and metallic hues forge a bold, modern or vintage environment.

True black, hues of grey, silver and pure white, contrast to create a dramatic crisp and clean urban inspired palette.

LOUNGE

accents of elegance

deep colours



NEW

DL 252
CHERRY RED

DL 139
RASPBERRY

DL 130
PURPLE RED

DL 152
MIDNIGHT BLUE

DL 317
CEDAR GREEN

Intimate yet dramatic shades brimming with character and classic style.

Midnight blue, rich raspberry, vibrant ruby, cedar green, luxurious hues light up a striking colour palette.

WARM NEUTRALS AND COOL NEUTRALS

A CLASSIC COMBINATION

Soft, timeless harmonies come to life when combined with warm natural colours and cool greys.



SEVERAL SHADES OF SAME COLOUR

A WINNING STRATEGY

Combining darker to lighter shades of one colour never fails to give beautiful results, and creates great visual harmony.



GLOSS AND SATIN FINISH

PLAY WITH TEXTURE AND COLOUR

The subtle sophisticated contrast created by juxtaposing side by side PLANILAQUE® COLOR-IT glossy reflections with PLANILAQUE® COLOR-IT MATE satin finish emphasizes colour variations.



AN ACCENT COLOUR

HIGHLIGHT A FEATURE

A bright colour contrasting with overall neutrals highlights a specific area or an architectural feature, adding a cheerful touch to a room's personality.



A WIDE RANGE OF LACQUERED GLASS FOR INTERIOR DESIGN

DESCRIPTION

PLANILAQUE® COLOR-IT is a range of high durability lacquered glass. Its opaque, coloured appearance is obtained by applying a layer of highly resistant lacquer on the reverse side of the glass.

APPLICATIONS

PLANILAQUE® COLOR-IT lacquered glass enhances indoor areas, and can be used in domestic locations, such as entrance halls, kitchens, bathrooms, etc., or commercial buildings, such as hotels, offices, laboratories, hospitals, etc. It can also be used on the front of furniture (cupboard doors, etc.).

ADVANTAGES

Shiny under light, PLANILAQUE® COLOR-IT is available in a wide range of colours which co-ordinate well with natural materials such as wood, metal or stone.

INSPIRING COLOURS

The PLANILAQUE® COLOR-IT range consists of 26 colours, ranging from warm neutrals, cool neutrals, mid tones and deep colours, through to pastel. They are suitable for various types of area, depending on the required ambience. With My Planilaque: other personalized colors can be obtained on request. Please contact our sales representative.

RANGE OF FINISHES

The PLANILAQUE® COLOR-IT range includes a metallic silver shade in line with current trends. Its brilliant appearance is original and modern. PLANILAQUE® COLOR-IT is also available, on special request, in a satin-finish version: PLANILAQUE® COLOR-IT MATE.

(For this version the lacquer is applied on a matte frosted glass.)

QUALITY AND DURABILITY

PLANILAQUE® COLOR-IT is very durable and can be installed in all rooms, including kitchens and bathrooms*. PLANILAQUE® COLOR-IT is characterised by its unrivalled quality and durability, which exceeds all the requirements of **draft European standard EN 16477. It is categorised class A according to this standard.**

*Except for DL 219 - Metallic silver which must be supplied in PLANILAQUE® COLOR-IT SAFE film-backed version for installation in damp rooms.

CUSTOMISATION

To meet all design requirements, PLANILAQUE® COLOR-IT can be personalised by cold screen printing with a representative or abstract design on clear glass then lacquered, or by scoring the lacquered surface then silvering.

MAINTENANCE

PLANILAQUE® COLOR-IT is very easy to maintain: simply clean with a clean, soft cloth using a standard non-abrasive glass-cleaning product.

SAFETY

To avoid the risk of injury in the event of impact, this product is available in safety back firmed version (PLANILAQUE® COLOR-IT SAFE). Please refer to the Planilaque Color-it installation guide.

SUSTAINABILITY

PLANILAQUE® COLOR-IT glass helps to maintain a healthy, unpolluted environment. Under the latest French regulations on Volatile Organic Compounds (VOCs) and on construction products (order dated April 19 2011), PLANILAQUE® COLOR-IT lacquered glass is categorised class A+, the best classification.

EMISSIONS INTO INDOOR AIR*



PROCESSING

The processing of PLANILAQUE® COLOR-IT lacquered glass is similar to that of mirrors: it can be cut, drilled, edgeworked, scored, screen-printed and sandblasted. For cutting, it must be turned with the lacquered side towards the table, which must be flat, dry and free from all harsh substances.

Standard thicknesses and dimensions:

- 4 mm: 3 210 x 2 550 mm
- 6 mm: 3 210 x 2 400 mm
- Other thicknesses and dimensions: please contact SAINT-GOBAIN BUILDING GLASS.

Weight per unit area:

- 4 mm: 10 kg/m²
- 6 mm: 15 kg/m²

INSTALLATION

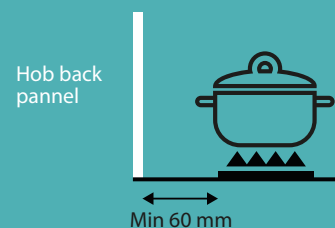
PLANILAQUE® COLOR-IT lacquered glass is for indoor use only and must be fitted in accordance with current regulations and good professional practice. It is very quick and easy to install by mechanical fixing (in channels or using fixing pads) or by adhesive fixing using neutral silicone and/or double-sided adhesive pads. PLANILAQUE® COLOR-IT SAFE glass is also fitted mechanically.

RECOMMENDATIONS FOR A SUCCESSFUL INSTALLATION

Irrespective of the type of fixing chosen for fitting PLANILAQUE® COLOR-IT, care must be taken to:

- Place the glass in front of an opaque support wall that is flat, clean, dry and free from all harsh substances
- Place the product with the lacquered side facing the wall
- Place light colours in front of a pale, uniform surface
- Leave a space of 1 to 2 mm between two sheets
- Seal them in accordance with good practice
- Avoid exposing the product to temperatures of more than 50°C, as this could cause the product to break or result in a slight change in colour over a long period.

Installation recommendation for a lacquered glass near a gas hotplate.



PLANILAQUE® COLOR-IT hob back panel (FDH) is specially designed for installation behind hobs. The glass is toughened (SECURIT), then lacquered, enabling it to withstand thermal shocks.

9 colours available: Alpine white, Cream silk, Coffee, Mole brown, Choco brown, Sea green, Metallic silver, Dark grey and Deep black.

Standard thickness and dimensions:

- 6 mm: 900 x 700 mm.